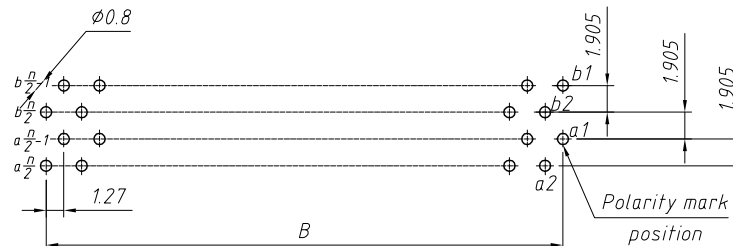
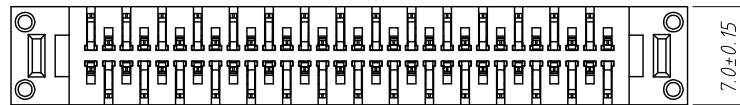
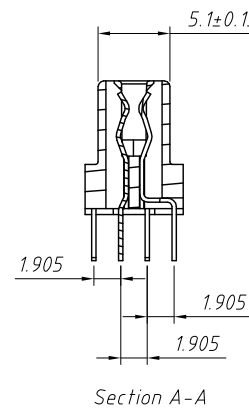
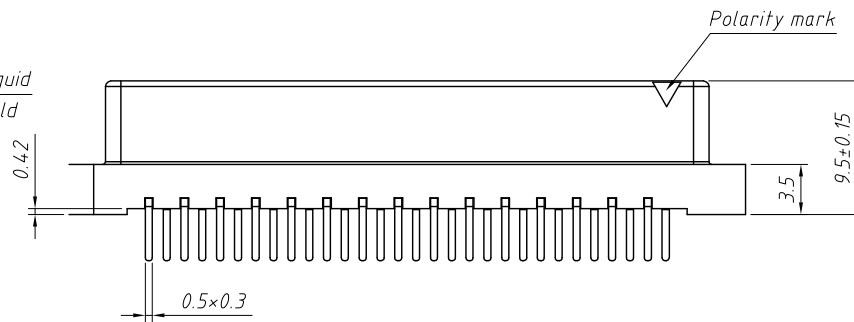
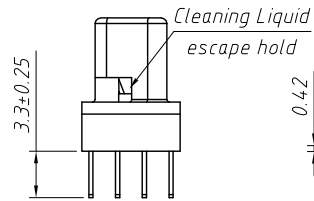
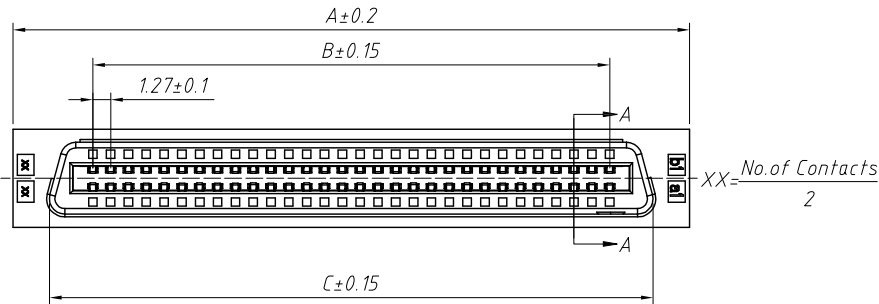


RoHS Compliance



Recommended PCB Layout (Top Side)
PCB Board Tolerance ±0.05

No. of Pin	DIMENSIONS		
	A	B	C
20	22.75	11.43	17.63
32	30.37	19.65	25.25
40	35.45	24.13	30.33
52	43.07	31.75	37.95
60	48.15	36.83	43.03
68	53.23	41.91	48.11
80	60.85	49.53	55.73
100	73.55	62.23	64.43
120	86.25	74.93	81.13

- Electrical:**
1. Current Rating: 1.0A
 2. Contact Resistance: 35mΩ Max.
 3. Insulation Resistance: 500MΩ Min. @500VDC
 4. Withstanding Resistance: 500VAC RMS.

- Materials:**
1. Housing: Polyester, UL94V-0
 2. Contact: Phosphor Bronze
 3. Plating: Au or Sn Over Ni
 4. Standard: PA46, Black

- Environmental:**
1. OPERATION: -40°C ~ 105°C
 2. Max. Processing Temp: 230 for 30-60 seconds (260°C for 10 seconds)

Order Information:

L-KLS1-SCSI-05A-40 F N S

- L: RoHS
- SCSI Connector
- Serial Number
- No. of 20 ~ 120 Pins
- Type: F-Female
- Lock Option:
 - L: With Fork Lock
 - N: Without Fork Lock
- Plating:
 - S: Half Gold Tin 3u" G: All Gold 3u"

ANGLE TOLERANCE	PROJECTION	Description:
±3°		SCSI Connector CN Type Plastic R/A Straight Female PCB Mount
GENERAL TOLERANCE	UNITS	mm
x.x ±0.30	SHEET SIZE	A4
x.xx ±0.20	Draw:	Daniel 2021-10-11
x.xxx ±0.10	Check:	Daniel 2021-10-11



NingBo KLS ELECTRONIC CO., L TD.