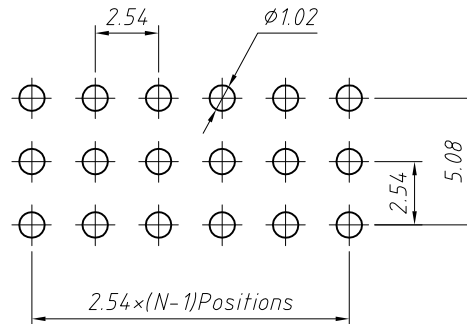
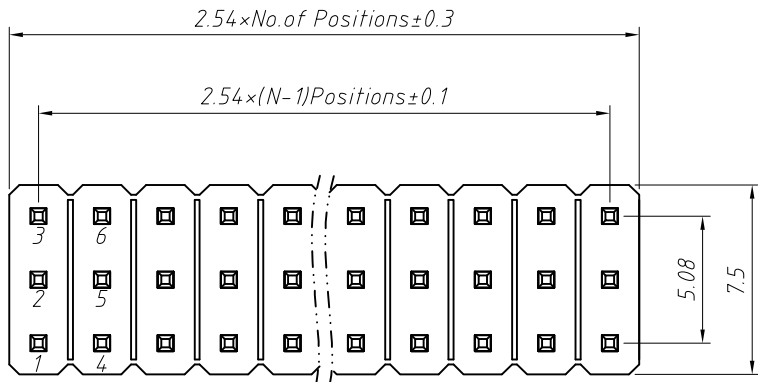


RoHS Compliance

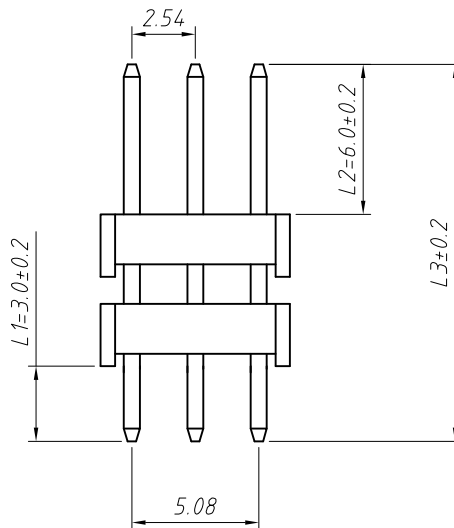
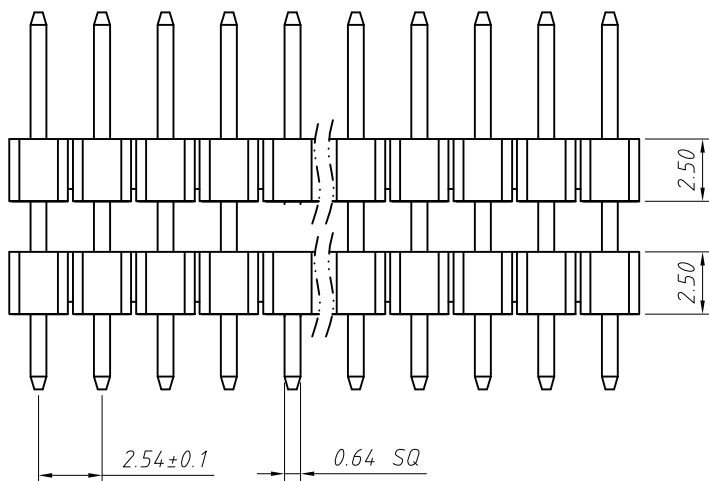


Recommended P.C.B Hole Layout

Material:
Standard: PA6T
Contact: Brass
Insulator: Polyester, UL 94 V-0

Electrical Characteristics:
Rated Current: 3AMP
Contact Resistance: 20mΩ Max
Withstand Voltage: 1000V AC/DC
Insulator Resistance: 1000MΩ Min

Mechanical
Operating Temperature: -40°C ~ +105°C
Max. Processing Temp: 230 for 30-60 seconds
 (260°C for 5seconds)



Order Information:
L-KLS1-218AF-3-XX-S-L1xL2xL3-G0

L: RoHS
 Pin Header Series
 218AF: 2.54mm
 Per Row: Three layer
 Pin: No. of Pins (03~120)
 Type: Straight Pin
 Size: L1xL2xL3
 Plating:

G0=Gold Flash G1=1u" Gold
 G10=10u" Gold G15=15u" Gold
 G30=30u" Gold

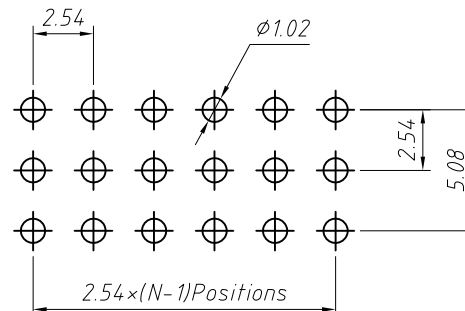
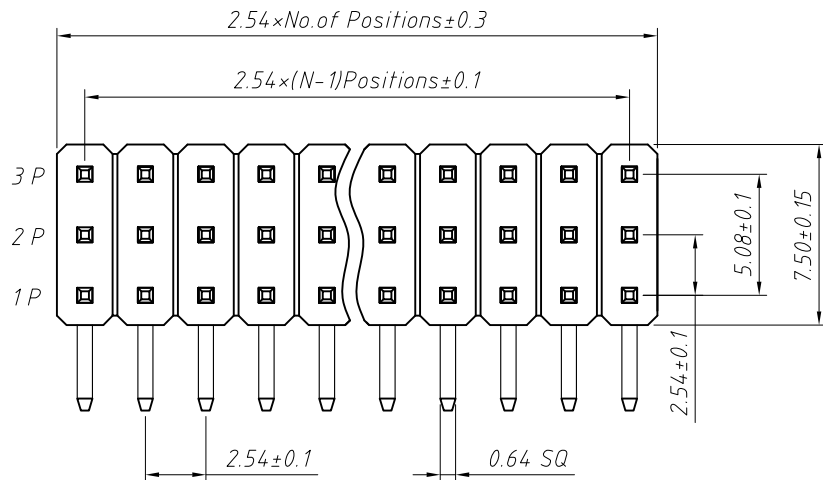
Dimension antitheses list (mm)				
ITEM	L1	L2	L3	Plastic Height
Standard	3.00	6.00	---	2.50
Nonstandard	---	---	---	---

ANGLE TOLERANCE	PROJECTION	Description:
±3°		2.54x2.5 Pin Header Three layer, Straight Pin, 3xN Pin
GENERAL TOLERANCE	UNITS	mm
x.x ±0.30	SHEET SIZE	A4
x.xx ±0.20	Draw:	Daniel 2018-07-10
x.xxx ±0.10	Check:	Daniel 2018-07-10

L-KLS1-218AF-3-XX-S-L1xL2xL3-G0

NingBo KLS ELECTRONIC CO.,L TD.

RoHS Compliance

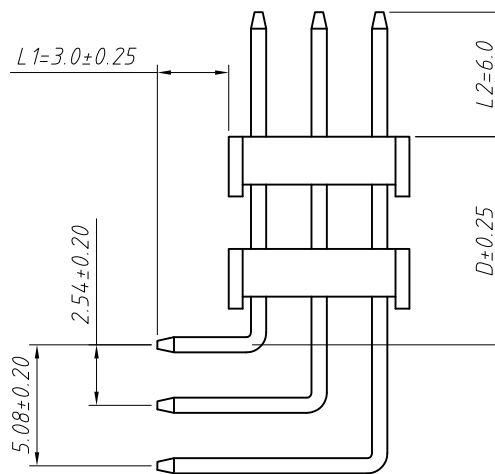
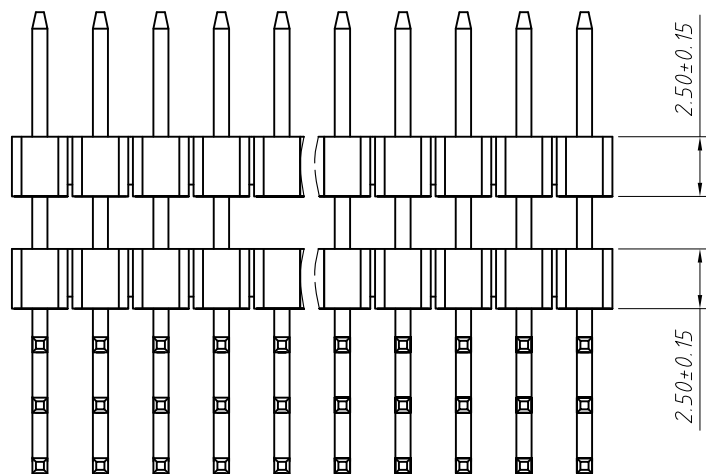


Recommended P.C.B Layout (Top Side)
(PCB BOARD TOLERANCE ± 0.05)

Material:
 Standard: PA6T
 Contact: Brass
 Insulator: Polyester, UL94V-0

Electrical Characteristics:
 Rated Current: 3AMP
 Contact Resistance: 20m Ω Max
 Withstand Voltage: 1000V AC/DC
 Insulator Resistance: 1000M Ω Min

Mechanical
 Operating Temperature: $-40^{\circ}\text{C} \sim +105^{\circ}\text{C}$
 Max. Processing Temp: 230 for 30-60 seconds
 (260 $^{\circ}\text{C}$ for 5seconds)



R2 Type

Order Information:
 L-KLS1-218AF-3-XX-R2-L1xL2xD-G0

L: RoHS
 Pin Header Series
 218AF: 2.54mm
 Per Row: Three layer
 Pin. No. of Pins (03~120)
 Right angle Pin: R2 Type
 Size: L1xL2xD
Plating:
 G0=Gold Flash G1=1u" Gold
 G10=10u" Gold G15=15u" Gold
 G30=30u" Gold

Dimension antitheses list (mm)

ITEM	L1	L2	D	Plastic Height
Standard	3.00	6.00	---	2.50
Nonstandard	---	---	---	---

ANGLE TOLERANCE	PROJECTION	Description:	2.54x2.5 Pin Header	
$\pm 3^{\circ}$		Three layer, Right angle Pin, 3xN Pin		
GENERAL TOLERANCE	UNITS	mm	KLS P/N:	L-KLS1-218AF-3-XX-R2-L1xL2xD-G0
x.x ± 0.30	SHEET SIZE	A4		NingBo KLS ELECTRONIC CO.,L TD.
x.xx ± 0.20	Draw:	Daniel	2018-07-10	
x.xxx ± 0.10	Check:	Daniel	2018-07-10	