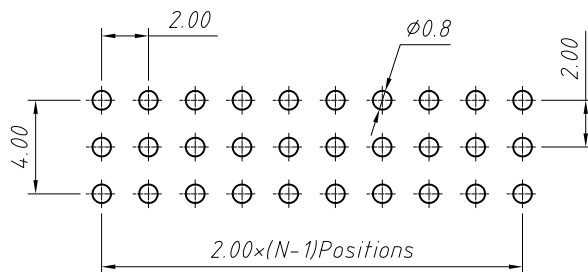
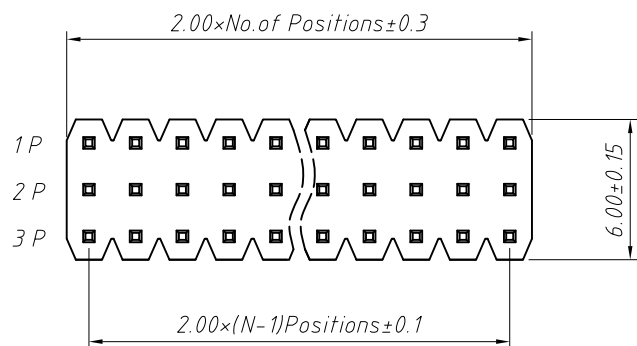
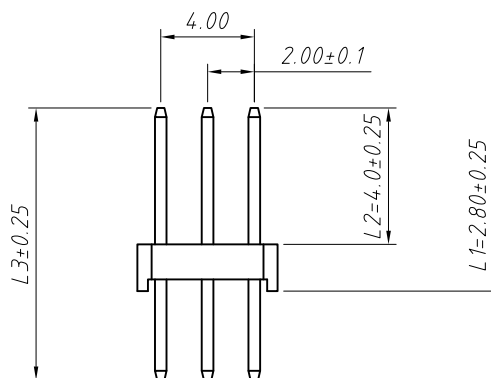
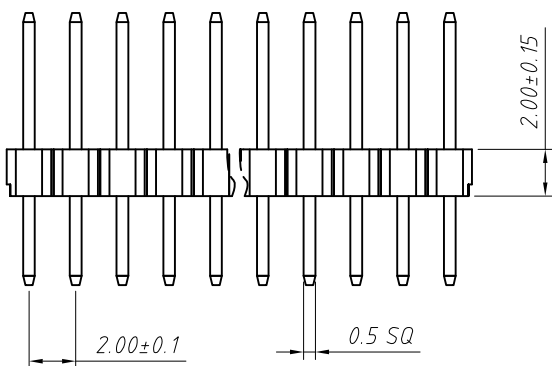


RoHS Compliance



Recommended P.C.B Layout (Top Side)  
(PCB BOARD TOLERANCE ± 0.05)

**Material:**  
**Standard:** PA6T  
**Contact:** Brass  
**Insulator:** Polyester, UL94V-0  
**Electrical Characteristics:**  
**Rated Current:** 1.5AMP  
**Contact Resistance:** 20mΩ Max  
**Withstand Voltage:** 1000V AC/DC  
**Insulator Resistance:** 500MΩ Min  
**Mechanical**  
**Operating Temperature:** -40°C ~ +105°C  
**Max. Processing Temp:** 230 for 30-60 seconds  
 (260°C for 5seconds)



**Order Information:**  
 L-KLS1-207B-3-XX-S-L1xL2xL3-G0

L: RoHS  
 Pin Header Series  
 207B: 2.00mm  
 Per Row: Three layer  
 Pin: No. of Pins (03 ~ 120)  
 Type: Straight Pin  
 Size: L1xL2xL3  
 Plating:  
 G0=Gold Flash    G1=1u" Gold  
 G10=10u" Gold    G15=15u" Gold  
 G30=30u" Gold

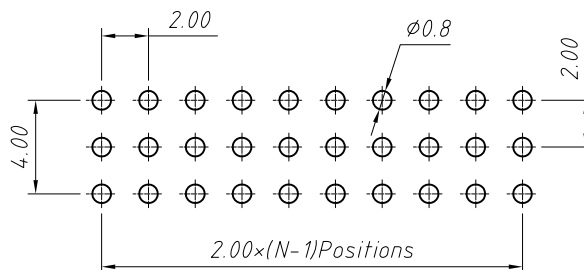
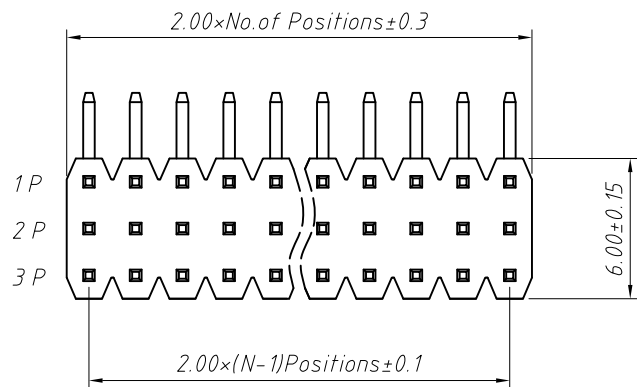
Dimension antitheses list (mm)				
ITEM	L1	L2	L3	Plastic Height
Standard	2.80	4.00	---	2.00
Nonstandard	---	---	---	---

ANGLE TOLERANCE	PROJECTION	Description:
±3°		2.00mm Pin Header Three layer, Straight Pin, 3xN Pin
GENERAL TOLERANCE	UNITS	mm
x.x ±0.30	SHEET SIZE	A4
x.xx ±0.20	Draw:	Daniel 2018-07-10
x.xxx ±0.10	Check:	Daniel 2018-07-10

L-KLS1-207B-3-XX-S-L1xL2xL3-G0

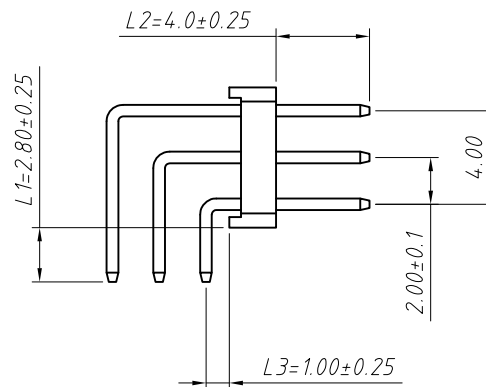
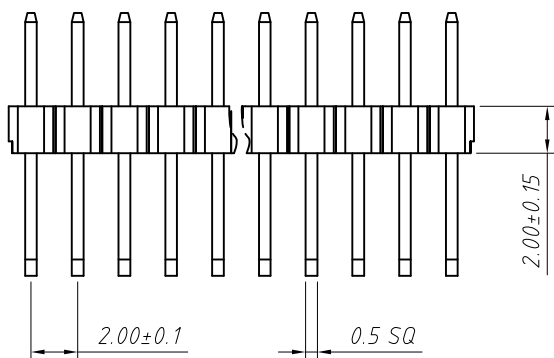
NingBo KLS ELECTRONIC CO.,L TD.

RoHS Compliance



Recommended P.C.B Layout (Top Side)  
(PCB BOARD TOLERANCE±0.05)

**Material:**  
**Standard:** PA6T  
**Contact:** Brass  
**Insulator:** Polyester, UL 94V-0  
**Electrical Characteristics:**  
**Rated Current:** 1.5AMP  
**Contact Resistance:** 20mΩ Max  
**Withstand Voltage:** 1000V AC/DC  
**Insulator Resistance:** 500MΩ Min  
**Mechanical**  
**Operating Temperature:** -40°C ~ +105°C  
**Max. Processing Temp:** 230 for 30-60 seconds  
 (260°C for 5seconds)



R1 Type

**Order Information:**  
**L-KLS1-207B-3-XX-R1-L1xL2xL3-G0**

L: RoHS  
 Pin Header Series  
 207B: 2.00mm  
 Per Row: Three layer  
 Pin: No. of Pins (03~120)  
 Right angle Pin: R1 Type  
 Size: L1xL2xL3  
 Plating:  
 G0=Gold Flash    G1=1u" Gold  
 G10=10u" Gold    G15=15u" Gold  
 G30=30u" Gold

Dimension antitheses list (mm)				
ITEM	L1	L2	L3	Plastic Height
Standard	2.80	4.00	1.00	2.00
Nonstandard	---	---	---	---

ANGLE TOLERANCE	PROJECTION	Description:	2.00mm Pin Header		
±3°		Three layer, Right angle Pin, 3xN Pin			
GENERAL TOLERANCE	UNITS	mm	KLS P/N:	L-KLS1-207B-3-XX-R1-L1xL2xL3-G0	
x.x ±0.30	SHEET SIZE	A4		NingBo KLS ELECTRONIC CO., L TD.	
x.xx ±0.20	Draw:	Daniel			2018-07-10
x.xxx ±0.10	Check:	Daniel			2018-07-10