Mounting Hole Dimensions

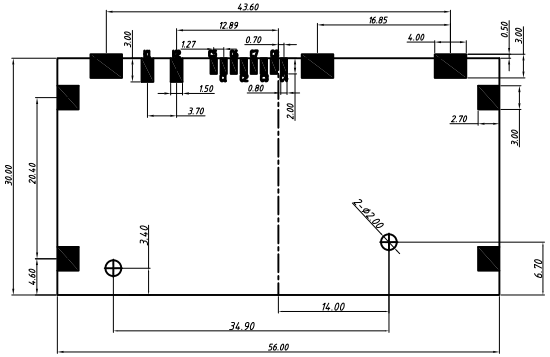

Electrical Characteristics

Durability:500000 cycles min.

Insulation Resistance:>1000MΩ/500V DC.

Dielectric Withstanding Voltage:

AC 500V(50 or 60 Hz) / 60 sec.

Switch type: normally open type

Flat welding foot:0.10mm Max.

Plastic flat paste:0.30mm Max

IR feflow:260°C.10sec.Max.

Material:

1.Housing:LCP TIT30,Black,UL94V-0

2.Cover:SUS304,Whole 50u" nickel,Solder Gold Plated 1u" min

3.Terminal:C5210,Whole 50u" nickel,Contact Gold Plated 10u",

Solder 100u" Tin plating

4.Switch shrapnel:SUS301

5.Switch:Tact Switch

6.Grounding piece:C5191,Whole 50u" nickel,

Solder 100u" Tin plating

7.High temperature sticker

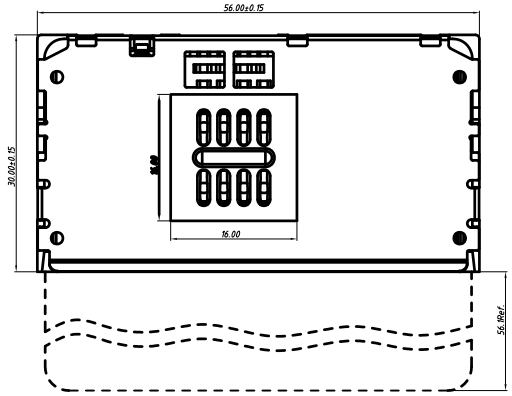

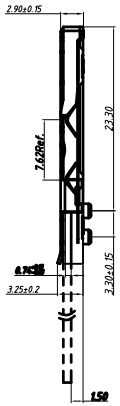

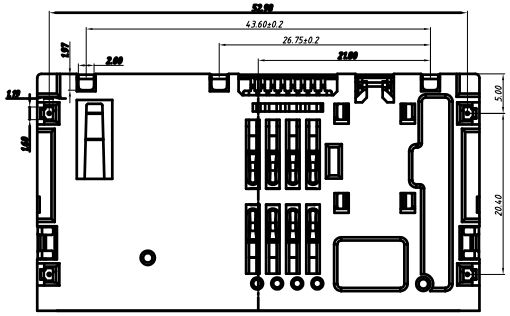

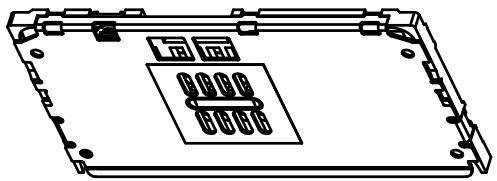

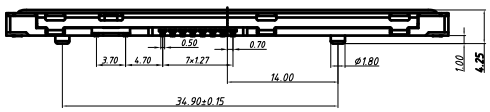

GENERAL TOLERANCE	ANGLE TOLERANCE	PROJECTION		Description:
X. ±0.15	X. ±5°	UNITS	mm	Smart Card Connector PUSH PULL,8P+2P
.X ±0.03	.X ±3°	SHEET SIZE	A4	
.XX ±0.05	.XX ±2°		KLS P/N:	L-KLS1-ISC-F011EB
Draw by: Jenny	Date: 2018-11-01			
Check by:	Date:			
SCALE	SHEET 1 OF 1			

NingBo KLS ELECTRONIC CO.,LTD.