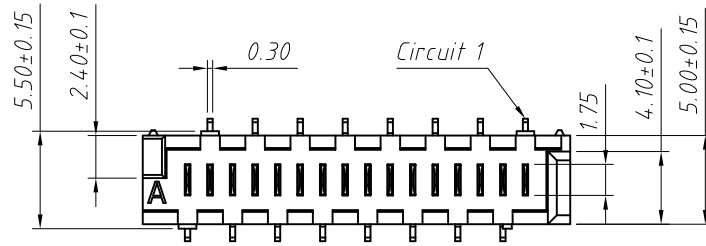


1 RoHS Compliance



Order Information:

L-KLS1-MICM-XX-CR

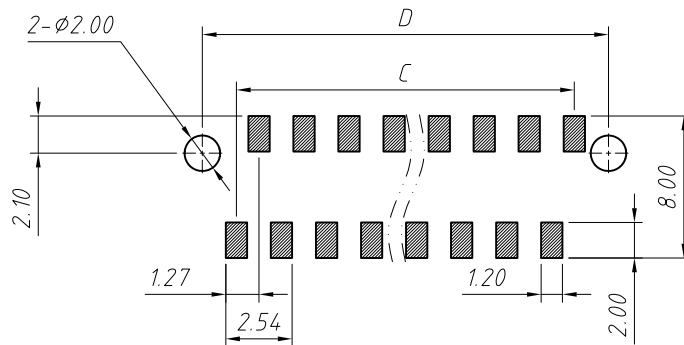
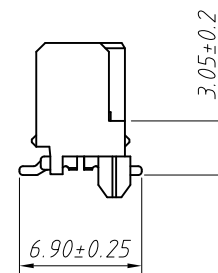
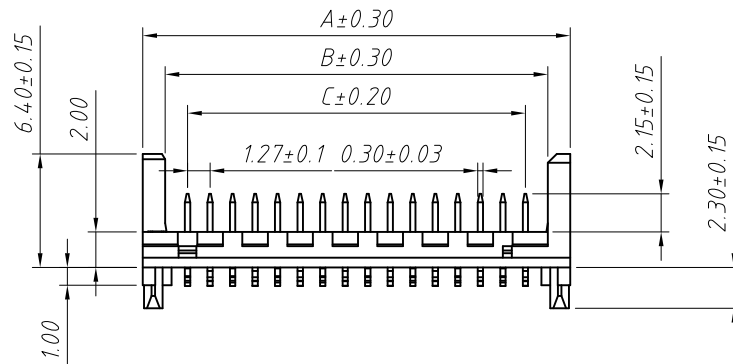
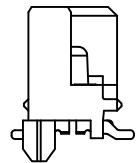
L: RoHS
 IDC connectors
 1.27mm Pitch
 XX-No. of 04 ~ 26pin
 Packing:
 CR=Cap+Reel

Material:

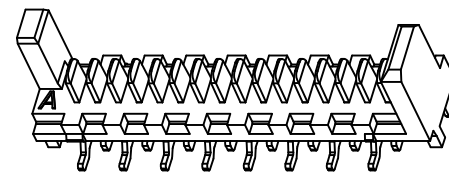
Housing: PA6T UL94V-0,White
 Contacts: Brass
 Plating: Sn over 50u" nickel

Electrical Characteristics:

Current Rating: 1.2 AMP
 Voltage Rating: 250V AC
 Insulator Resistance: 1000M Ohm min.
 Withstand Voltage: 500V AC / Minute
 Contact Resistance: 20m Ohm max.
 Operating Temperature: -40°C ~ +105°C



Recommended P.C.B Layout (Top Side)
 (PCB BOARD TOLERANCE±0.05)



Pin	Dimension mm			
	A	B	C	D
04	8.86	6.35	3.81	7.41
06	11.40	8.89	6.35	9.95
08	13.94	11.43	8.89	12.49
10	16.48	13.94	11.43	15.03
12	19.02	16.51	13.97	17.57
14	21.56	19.05	16.51	20.11
16	24.10	21.59	19.05	22.65
18	26.64	24.13	21.59	25.19
20	29.18	26.67	24.13	27.73
22	31.72	29.21	26.67	30.27
24	34.26	31.75	29.21	32.81
26	36.80	34.29	31.75	35.35

ANGLE TOLERANCE	PROJECTION	Description:	1.27mm Pitch MOLEX 90814
±3°			Picoflex SMD Ribbon Cable Connectors
GENERAL TOLERANCE	UNITS	mm	KLS P/N: L-KLS1-MICM-XX-CR
x.x ±0.30	SHEET SIZE	A4	NingBo KLS ELECTRONIC CO.,L TD.
x.xx ±0.20	Draw:	Daniel	
x.xxx ±0.10	Check:	Daniel	