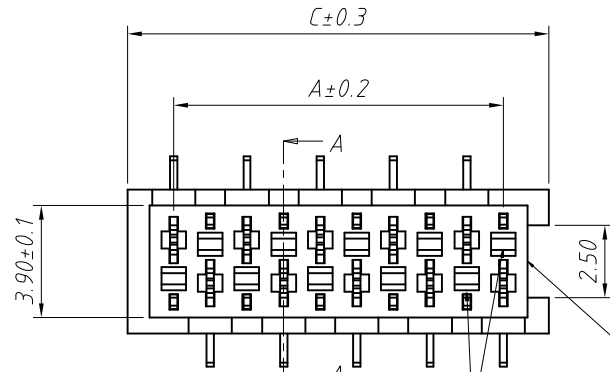
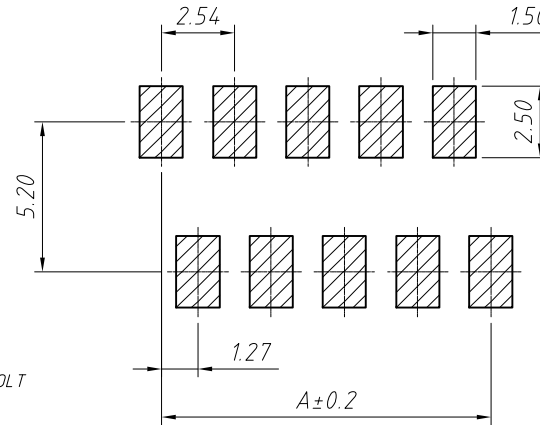
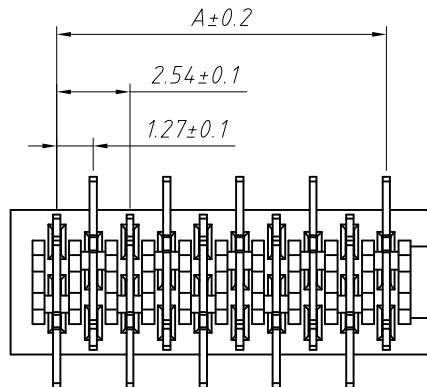
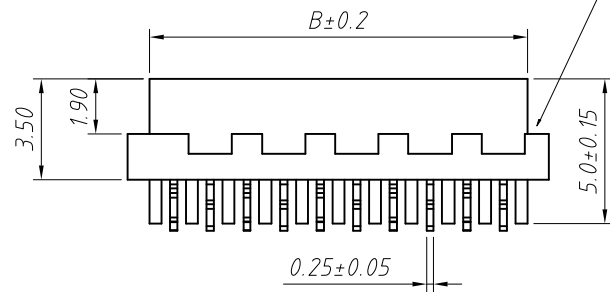


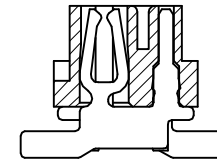
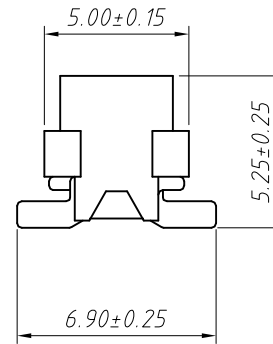
1 RoHS Compliance



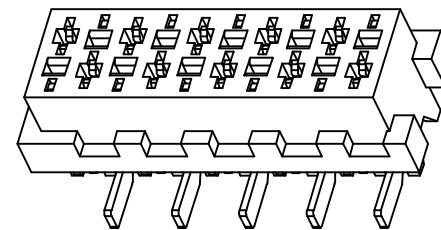
REFERENCE MATING INTERFACE PATTERN:
1.27 STAGGERED PITCH×1.5 ROW-DISTANCE



Recommended P.C.B Layout



SECTION A-A



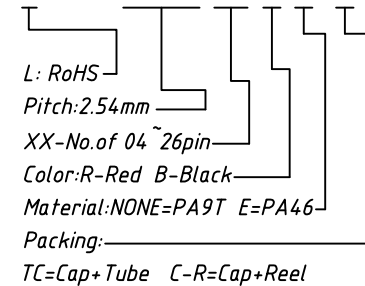
Material:
Housing: PA46/PA9T UL94V-0
Contacts: Phosphor bronze
Plating: Sn over 50u" nickel

Electrical Characteristics:
Current Rating: 1.0 AMP
Voltage Rating: 230V AC/DC
Withstand voltage: 500V AC/Minute
Contact Resistance: 20m Ohm max.
Insulator Resistance: 1000M Ohm min.
Operating Temperature: -40°C ~ +105°C

Poles	DIM.A	DIM.B	DIM.C	Qty/Tube
04	3.81	5.50	9.71	59
06	6.35	8.04	12.25	47
08	8.89	10.58	14.79	39
10	11.43	13.12	17.33	33
12	13.97	15.66	19.87	29
14	16.51	18.20	22.41	25
16	19.05	20.74	24.95	23
18	21.59	23.28	27.49	21
20	24.13	25.82	30.03	19
22	26.67	28.36	32.57	17
24	29.21	30.90	35.11	16
26	31.75	33.44	37.65	15

Order Information:

L-KLS1-204GA-XX-R-□-□



ANGLE TOLERANCE	PROJECTION	Description:
±3°		Micro Match Connector Female SMT
GENERAL TOLERANCE	UNITS	mm
x.x ±0.30	SHEET SIZE	A4
x.xx ±0.20	Draw:	Daniel 2018-07-10
x.xxx ±0.10	Check:	Daniel 2018-07-10



NingBo KLS ELECTRONIC CO.,LTD.