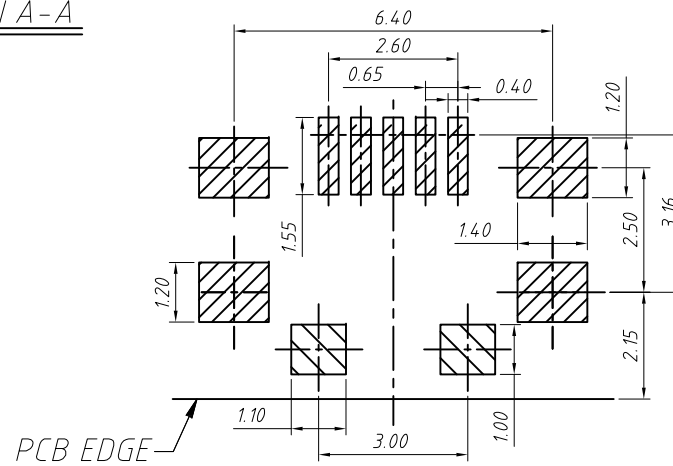
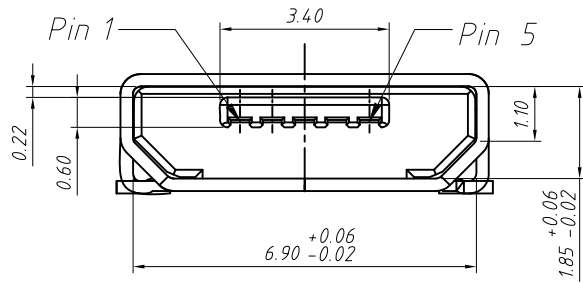
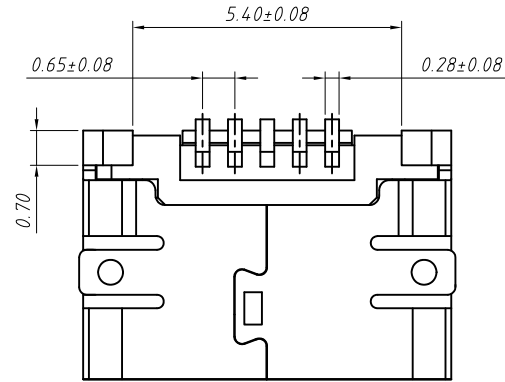


SECTION A-A

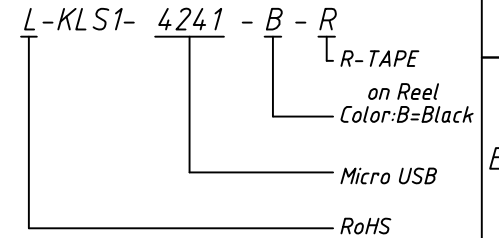


RECOMMENDED PCB LAYOUT

Material
 Housing: High Temperature Thermoplastic with G.F, UL 94 V-0, Black
 Contact: Copper Alloy, t=0.20mm.
 Shell: Copper Alloy, t=0.25mm.

Electrical:
 Current Rating: 1A Max.
 Dielectric Withstanding Voltage: 100 V AC for 1 min.
 Contact Resistance: 50mΩ Max.
 Insulation Resistance: 100MΩ Min.
 Total Mating Force: 3.57 kgf Max.
 Total Unmating Force: 1.0 kgf Min.
 Temperature Range: -30°C Up To +80°C

Order Information



GENERAL TOLERANCE	PROJECTION		Description:
X. ±0.50	UNITS	mm	CONN RCPT 5POS MICRO USB SMD
.X ±0.25	SCALE	1:1	
.XX ±0.10	Draw by:	Jenny	KLS P/N: L-KLS1-4241-B-R
ANGLE TOLERANCE	Check by:		NingBo KLS ELECTRONIC CO.,L TD.
X. ±5°	Date	2018-03-01	
.X ±3°	SHEET	1 OF 1	
.XX ±2°			