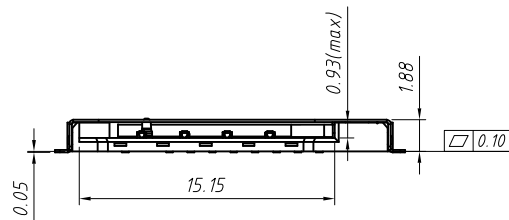


Pin No.	Name
PIN 1	VCC
PIN 2	GND
PIN 3	RST
PIN 4	VPP
PIN 5	CLK
PIN 6	I/O
PIN 7	DATA
PIN 8	MCMD
PIN 9	Card Detect Switch
PIN 10	GND



Material:

Housing: High Temperature Thermoplastic, UL 94 V-0, Black.

Contact: Copper Alloy.

Cover: Contact: Copper Alloys Or Steel.

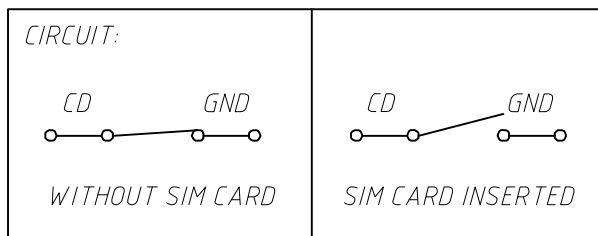
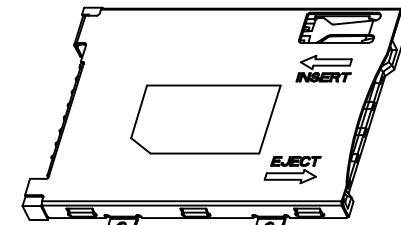
Plating:

Underplate: Nickel.

Contact Area: Gold Over Nickel.

Solder Area: Tin Over Nickel.

Shell: G/F Plate Over Nickel On Solder Tails



GENERAL TOLERANCE		ANGLE TOLERANCE		PROJECTION		Description:	
X.	±0.15	X.	±5°	UNITS	mm	SIM CARD CONN; PUSH	
.X	±0.03	.X	±3°	SHEET SIZE	A4	PUSH, 8P, H1.9mm, SMD with CD Pin	
.XX	±0.05	.XX	±2°		KLS P/N:	L-KLS1-SIM-074B-(8+1)P-H1.9-R	
Draw by:	Jenny	Date:	2018-03-10	 NingBo KLS ELECTRONIC CO., L TD.			
Check by:		Date:	2018-03-10				
SCALE		SHEET	1	OF	1		