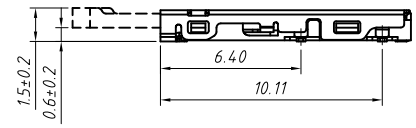
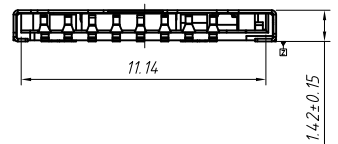


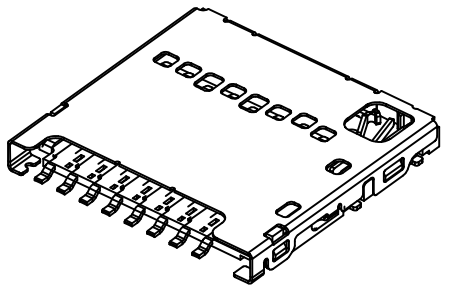
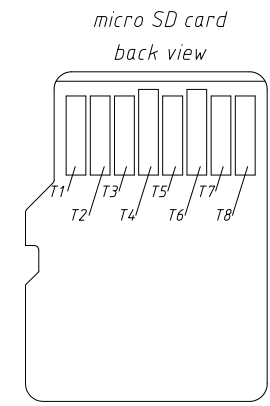
RECOMENDED PCB LAYOUT
TOLERANCK:±0.05

Material:
 Metal shell:Stainless Steel,Nickel overall 50u"
 Housing:Lioud crystal polymer,UL 94V-0, Black.
 Contact terminals:Phosphor Bronze.Contact:Gold flash;Solder Tail:Gold 1u" Min.
 Detect Terminal:Phosphor Bronze.Contact:Gold flash;Solder Tail:Gold 1u" Min.
 Switch Terminal:Phosphor Bronze.Contact:Gold flash;Solder Tail:Gold 1u" Min.



MICRO SD CARD PIN-MAP

PIN NUMBER	DESCRIPTION
T1	DAT2
T2	CD/DAT3
T3	CMD
T4	VDD
T5	CLK
T6	VSS
T7	DAT0
T8	DAT1



card insertion conation	card detect switch	Circuit Switch terminal detect terminat
Without Card	Open	
Card insertion	Close	

GENERAL TOLERANCE	ANGLE TOLERANCE	PROJECTION	Description:
X. ±0.15	X. ±5°	UNITS	Micro SD Card CONN;PUSH/ PULL,H1.42mm,SMD with CD Pin L-KLS1-TF-015
.X ±0.03	.X ±3°	SHEET SIZE	
.XX ±0.05	.XX ±2°	KLS P/N:	
Draw by: Jenny	Date: 2018-03-10		NingBo KLS ELECTRONIC CO.,L TD.
Check by:	Date: 2018-03-10		
SCALE	SHEET 1 OF 1		