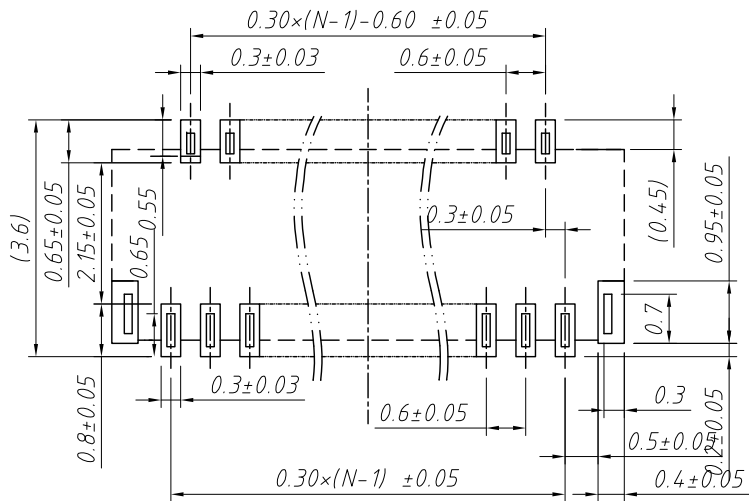
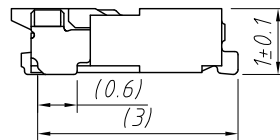
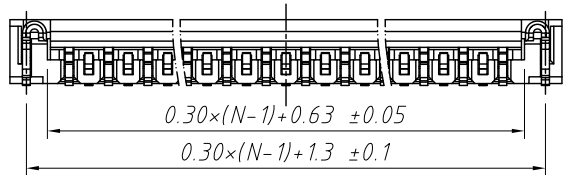
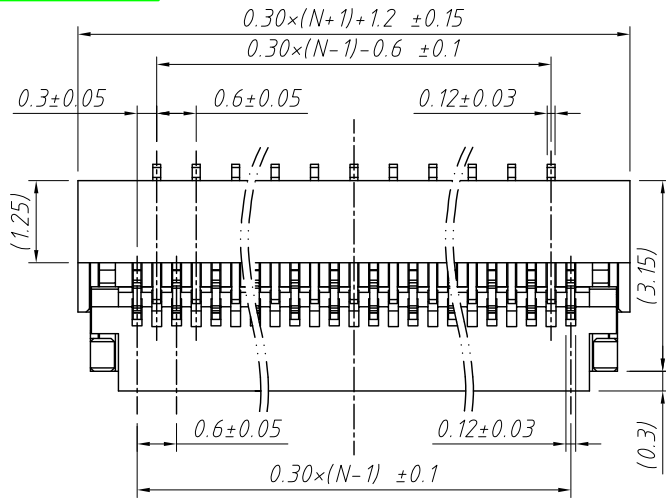


RoHS Compliant



Recommended PCB Layout (Top View)

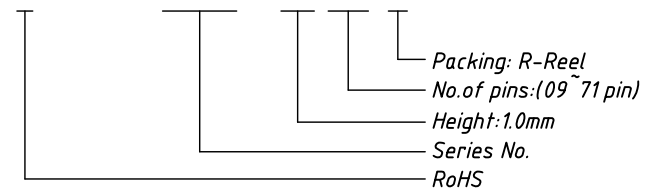
Material
 Housing: LCP UL 94 V-0
 Actuator: LCP UL 94 V-0
 Terminal: Copper Alloy
 Solder Pin: Copper Alloy
 Terminal: Gold Flash 1~3u" over Nickel
 Solder Pin: Tin over Nickel (Lead Free)

Electrical
 Voltage Rating (Max.): 30V
 Current Rating (Max.): 0.2A

Mechanical
 Temp. Range: $-55^{\circ}C \sim +85^{\circ}C$

Order Information

L-KLS1- 244G - 1.0-XX-R



GENERAL TOLERANCE	ANGLE TOLERANCE	PROJECTION	Description:
X. ± 0.15	X. $\pm 5^{\circ}$	UNITS	CONN FFC 0.3mm, SMD, Horizontal, Lower Contact, with ZIF
.X ± 0.03	.X $\pm 3^{\circ}$	SHEET SIZE	
.XX ± 0.05	.XX $\pm 2^{\circ}$	KLS P/N:	

Draw by: Date 2018-03-10

Check by: Date 2018-03-10

SCALE SHEET OF



NingBo KLS ELECTRONIC CO., L TD.