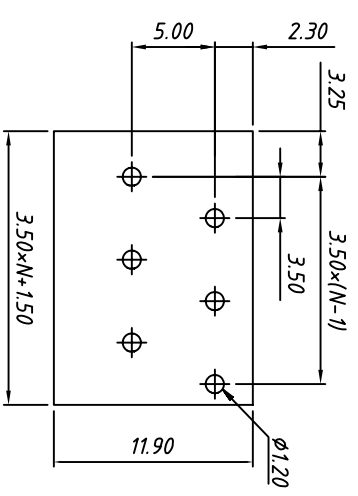
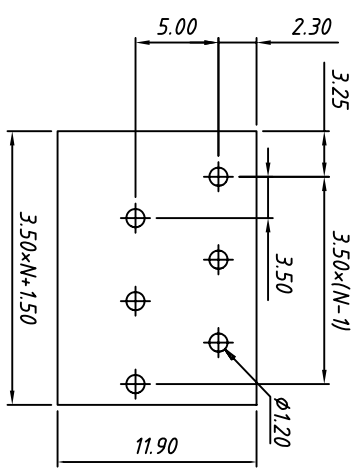


SECTION A-A



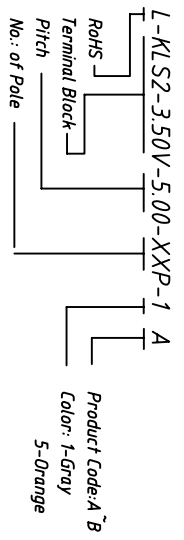
B type PCB LAYOUT



A type PCB LAYOUT

Material
 Pin header: Phosphor bronze, Tin plated
 Housing: PA66, UL94V-0
Electrical
 Rated voltage: 300V
 Rated current: 7A
 Wire range: 26 ~ 16AWG 1.5mm²
 Contact Resistance: 20 mΩ
 Insulation resistance: 500MΩ/DC500V
 Withstand voltage: AC2000V / 1min
Mechanical
 Temp. Range: -40 °C ~ +105 °C
 Soldering: 250 °C±5 °C for SS
 Strip length: 9 ~ 10 mm

Order Information



GENERAL TOLERANCE		ANGLE TOLERANCE		PROJECTION		Description:	
X. ±0.60	X. ±5°	X. ±3°	φ	Spring Clamp Terminal Block 3.50mm			
X ±0.38	XX ±2°	XX ±2°	mm	KLS P/N: KLS2-3.50V-5.00-XXP-1x			
XX ±0.25				KLS ELECTRONIC CO., LTD.			
Draw by 2015-09-01	UNITS						
Check by 2015-09-15	SHEET SIZE						
SCALE	A4						